

OCTG & Line Pipes

WP Petroleum (Shanghai) Ltd.

WP Petroleum (Shanghai) Ltd.

Quality Performance means:

- ✓ Compliance with applicable laws and regulations
- ✓ Compliance with Company policies, procedures and standards
- ✓ Conformance to agreed Customer requirements

Quality Assurance

WP Petroleum (Shanghai) Ltd [WP] is firmly committed to providing high quality OCTG and services, which meet or exceed the needs of our Customers and comply with the requirements of the Company.

The Company will manage systems and processes through its integrated Business Management System (BMS), a practical infrastructure tool established and maintained to deliver value and prevent deficiencies in quality.

Quality Performance is a core value and the BMS will promote and maintain service quality and facilitate continuous improvement within each business process.

All employees are responsible for quality of service to internal and external customers.

All employees shall be familiar with and apply the policies, procedures and standards of the Company.

WP Petroleum (Shanghai) Ltd.

Quality Performance means:

- ✓ Compliance with applicable laws and regulations
- ✓ Compliance with Company policies, procedures and standards
- ✓ Conformance to agreed Customer requirements

OCTG

Quality Assurance

Process Flow Chart

Tubing & Casing

Drill Pipe

Line Pipe

Contact Us

SMLS

Process Flow Chart Seamless Casing & Tubing

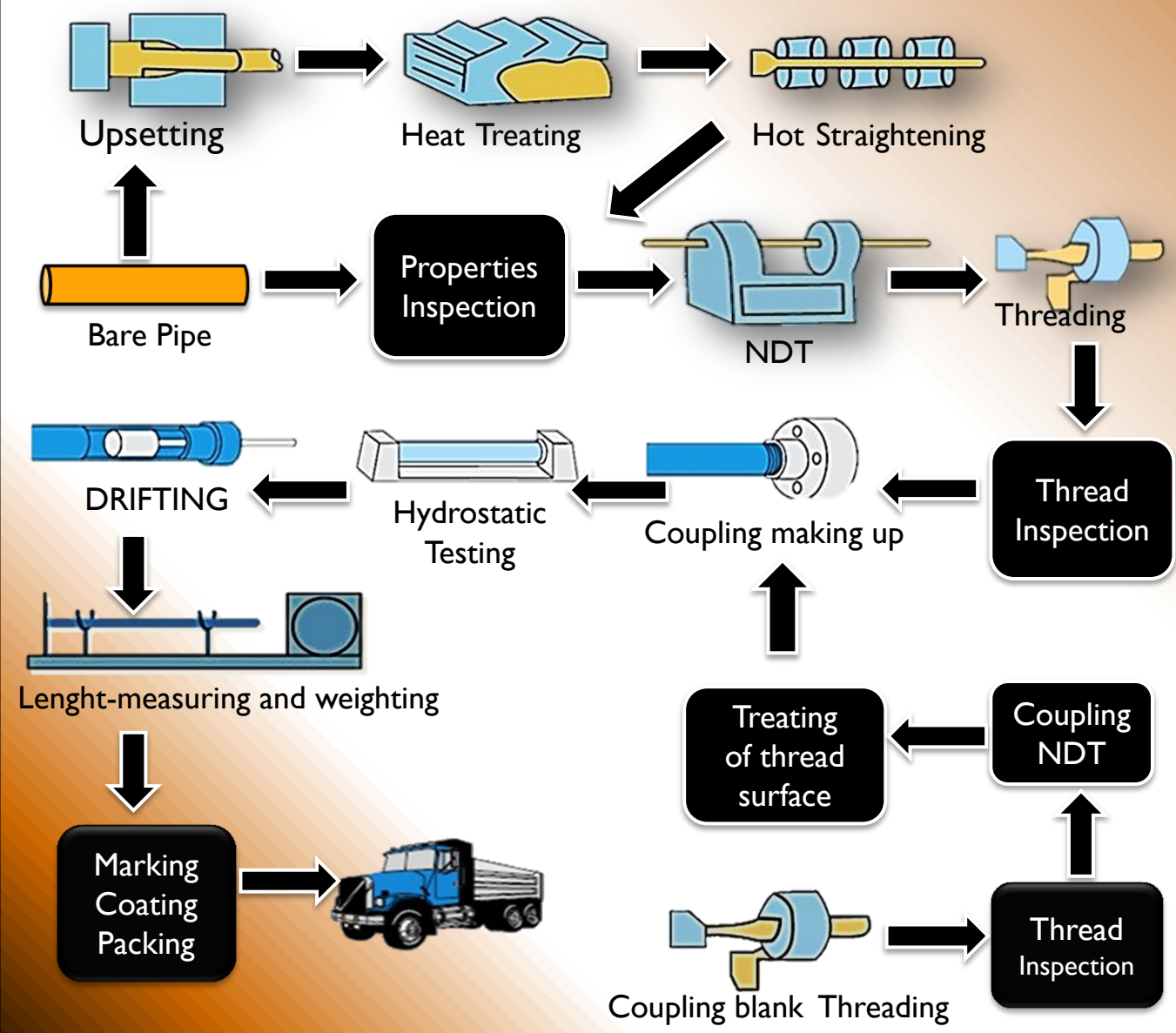

SMLS

Process Flow Chart Seamless Line Pipe

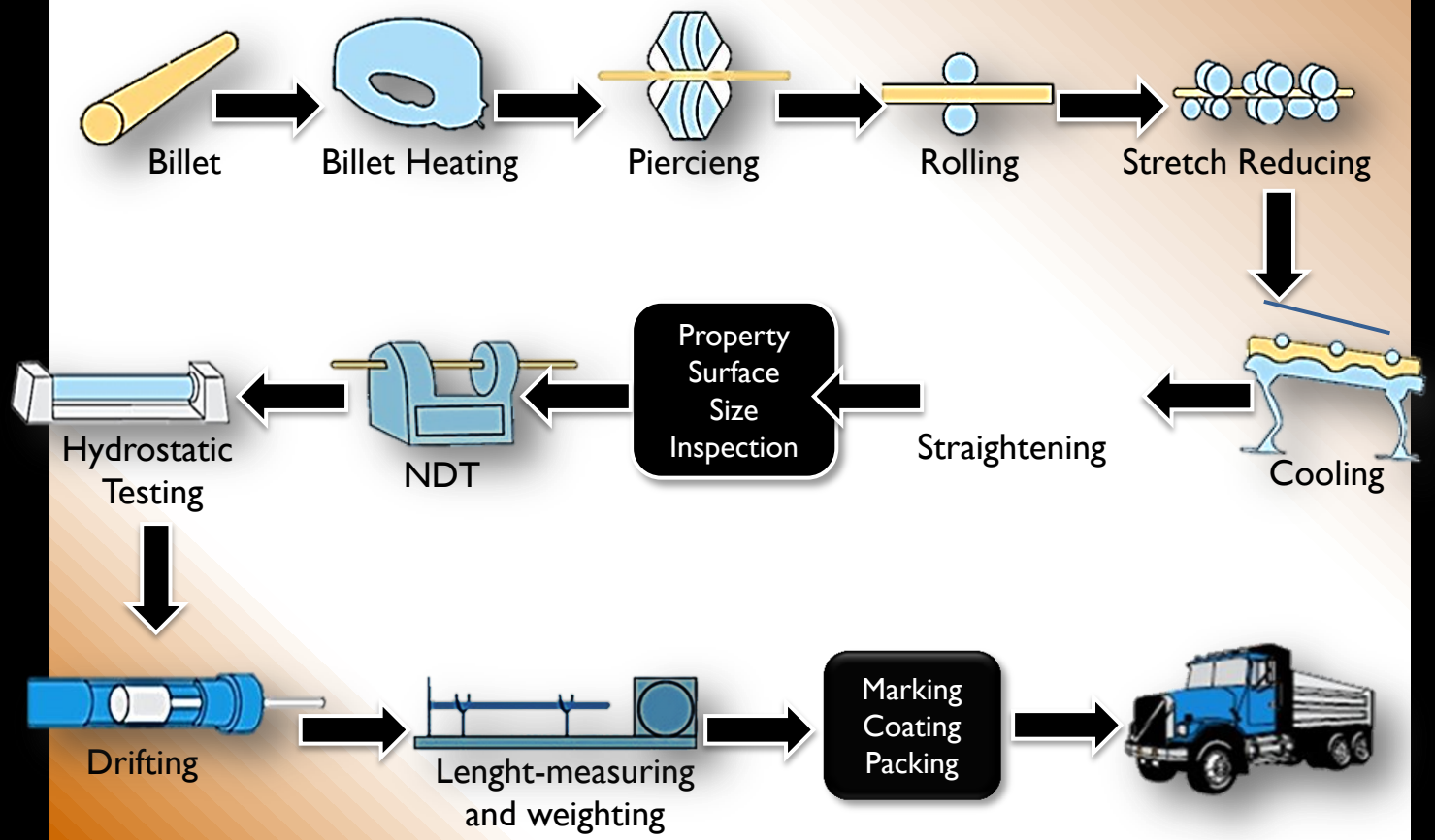

ERW & SAW

ERW Line Pipe

Process Flow Chart

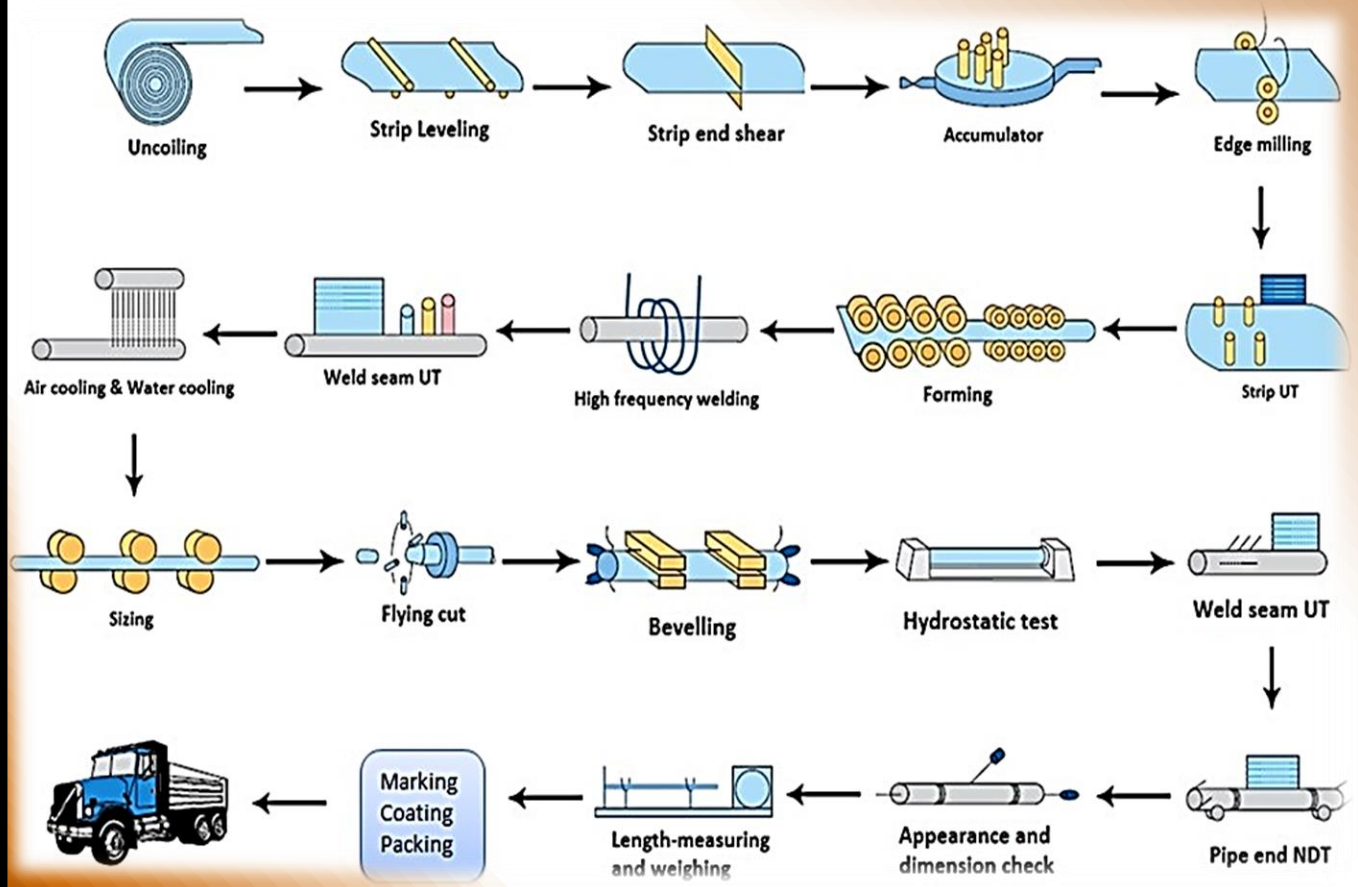

Line Pipe

Line Pipe

Products	Pipe type	Steel grade	Outside diameter in(mm)	Wall thickness in(mm)	Thread type
Line pipe	Seamless	A25, A, B, X42, X46, X52, X56, X60, X70 ,X80	1.315"-20" (33.4-508)	0.113"-1-3/8" (2.87-34.9)	PE, BE
	SAW		4"-56" (101.6-1422)	0.1"-1.25" (2.54-31.8)	PE, BE
	ERW		2-3/8"-26" (60.3-660)	0.1"-1" (2.54-25.4)	PE, BE
Note: PE- Plain End BE-Beveled End					

Standard

API 5L / ISO 3183

Application

For conveying gas, water and oil either in the oil or natural gas industries

Line Pipe

Application for conveying gas, water and oil either in the oil or natural gas industries

Products	Pipe type	Steel grade	Outside diameter in(mm)	Wall thickness in(mm)	Thread type
Line pipe	Seamless	A25, A, B, X42, X46, X52, X56, X60, X70 , X80	1.315"-20" (33.4-508)	0.113"-1-3/8" (2.87-34.9)	PE, BE
	SAW		4"-56" (101.6-1422)	0.1"-1.25" (2.54-31.8)	PE, BE
	ERW		2-3/8"-26" (60.3-660)	0.1"-1" (2.54-25.4)	PE, BE
Note: PE- Plain End BE-Beveled End					

Line Pipe Applications

Standard API 5L / ISO 3183

External Coating for Line Pipe

Product Type

Single-layer fusion epoxy power (FBE) external coating
Dual-layer fusion epoxy power (2FBE) external coating
Dual-layer polythene / polypropylene (2PE/PP) external coating
Three-layer polythene / polypropylene (3PE/PP) external coating

Specifications

DIN 30670 Polyethylene Coating for Steel Pipes and Fittings
DIN 30678 Polypropylene Coating of Steel Tubes
NF A49-710 External Triple-layer Polyethylene Based Coating Application by Extrusion
CSA Z245.20 External Fusion Bond Epoxy Coating for Steel Pipe
Other related specifications and standards

Line Pipe
Technical Parameters

Line Pipe

Technical Parameters of API 5L Line Pipe

Nominal size	Outside diameter		Wall thickness		Plain-end weight		Designation
NPS	inch	mm	inch	mm	Lb / ft	kg	
1.315	1.315	33.4	0.133	3.4	1.68	2.52	STD
1.315	1.315	33.4	0.179	4.5	2.17	3.21	XS
1.66	1.66	42.2	0.14	3.6	2.27	3.43	STD
1.66	1.66	42.2	0.191	4.9	3	4.51	XS
1.9	1.9	48.3	0.145	3.7	2.72	4.07	STD
1.9	1.9	48.3	0.2	5.1	3.63	5.43	XS
1.9	1.9	48.3	0.4	10.2	6.41	9.58	XXS
2 3/8	2.375	60.3	0.154	3.9	3.66	5.42	STD
2 3/8	2.375	60.3	0.218	5.5	5.03	7.43	XS
2 3/8	2.375	60.3	0.436	11.1	9.04	13.47	XXS
2 7/8	2.875	73	0.203	5.2	5.8	8.69	STD
2 7/8	2.875	73	0.276	7	7.67	11.39	XS
2 7/8	2.875	73	0.552	14	13.71	20.37	XXS
3 1/2	3.5	88.9	0.216	5.5	7.58	11.31	STD
3 1/2	3.5	88.9	0.3	7.6	10.26	15.24	XS
3 1/2	3.5	88.9	0.6	15.2	18.6	27.63	XXS
4	4	101.6	0.226	5.7	9.12	13.48	STD
4	4	101.6	0.318	8.1	12.52	18.68	XS

The lists above are representative but by no means exhaustive.

Line Pipe
Technical Parameters

Line Pipe

Technical Parameters of API 5L Line Pipe

Nominal size	Outside diameter		Wall thickness		Plain-end weight		Designation
NPS	inch	mm	inch	mm	lb/ft	kg	
4 1/2	4.5	114.3	0.337	8.6	15	22.42	XS
4 1/2	4.5	114.3	0.674	17.1	27.57	40.99	XXS
5 9/16	5.563	141.3	0.258	6.6	14.63	21.92	STD
5 9/16	5.563	141.3	0.375	9.5	20.8	30.88	XS
5 9/16	5.563	141.3	0.75	19.1	38.59	57.56	XXS
6 5/8	6.625	168.3	0.28	7.1	18.99	28.22	STD
6 5/8	6.625	168.3	0.432	11	28.6	42.67	XS
6 5/8	6.625	168.3	0.864	21.9	53.21	79.06	XXS
8 5/8	8.625	219.1	0.322	8.2	28.58	42.65	STD
8 5/8	8.625	219.1	0.5	12.7	43.43	64.64	XS
8 5/8	8.625	219.1	0.875	22.2	72.49	107.79	XXS
10 3/4	10.75	273.1	0.365	9.3	40.52	60.5	STD
10 3/4	10.75	273.1	0.5	12.7	54.79	81.55	XS
10 3/4	10.75	273.1	1	25.4	104.23	155.15	XXS
12 3/4	12.75	323.9	0.375	9.5	49.61	73.65	STD
12 3/4	12.75	323.9	0.5	12.7	65.48	97.46	XS
12 3/4	12.75	323.9	1	25.4	125.61	186.97	XXS
14	14	355.6	0.375	9.5	54.62	81.08	STD
14	14	355.6	0.5	12.7	72.16	107.39	XS
16	16	406.4	0.375	9.5	62.64	92.98	STD
16	16	406.4	0.5	12.7	82.85	123.3	XS
18	18	457	0.375	9.5	70.65	104.84	STD
18	18	457	0.5	12.7	93.54	139.15	XS
20	20	508	0.375	9.5	78.67	116.78	STD
20	20	508	0.5	12.7	104.23	155.12	XS

The lists above are representative but by no means exhaustive.

Line Pipe
Chemical & Mechanical

Line Pipe

Chemical Composition & Mechanical Properties

API 5L PSL1 Line Pipe

Grade	Chemical composition				Mechanical Properties			
	C(Max)	Mn(Max)	P(Mx)	S(Max)	Yield Strength (min.)		Tensile Strength (min.)	
					psi	Mpa	psi	Mpa
A25-CL I	0.21	0.60	0.030	0.030	25000	172	45000	310
A25-CL II	0.21	0.60	0.030	0.030	25000	172	45000	310
A	0.22	0.90	0.030	0.030	30000	207	48000	331
B	0.28	1.20	0.030	0.030	35000	241	60000	414
X42	0.28	1.30	0.030	0.030	42000	290	60000	414
X46	0.28	1.40	0.030	0.030	46000	317	63000	434
X52	0.28	1.40	0.030	0.030	52000	359	66000	455
X56	0.28	1.40	0.030	0.030	56000	386	71000	490
X60	0.28	1.40	0.030	0.030	60000	414	75000	517
X65	0.28	1.40	0.030	0.030	65000	448	77000	531
X70	0.28	1.40	0.030	0.030	70000	483	82000	565

API 5L PSL2 Line Pipe

Line Pipe

Chemical Composition& Mechanical Properties

API 5L PSL2 Line Pipe

Grade	Chemical composition				Mechanical Properties							
	C(Max)	Mn (Max)	P(Mx)	S(Max)	Yield Strength				Tensile Strength			
					min		max		min		max	
					psi	Mpa	psi	Mpa	psi	Mpa	psi	Mpa
B	0.24	1.20	0.025	0.015	35000	241	65000	448	60000	414	110000	758
X42	0.24	1.30	0.025	0.015	42000	290	72000	496	60000	414	110000	758
X46	0.24	1.40	0.025	0.015	46000	317	76000	524	63000	434	110000	758
X52	0.24	1.40	0.025	0.015	52000	359	77000	531	66000	455	110000	758
X56	0.24	1.40	0.025	0.015	56000	386	79000	544	71000	490	110000	758
X60	0.24	1.40	0.025	0.015	60000	414	82000	565	75000	517	110000	758
X65	0.24	1.40	0.025	0.015	65000	448	87000	600	77000	531	110000	758
X70	0.24	1.40	0.025	0.015	70000	483	90000	621	82000	565	110000	758
X80	0.24	1.40	0.025	0.015	80000	552	100000	690	90000	621	120000	827

Casing & Tubing

Casing & Tubing

Standard

API 5CT/ ISO 11960

Application

Tubing is used for extracting oil & gas from wells, while casing for sidewall.

Products	Pipe Type	Steel Grade	Outside Diameter in(mm)	Wall Thickness in(mm)	Thread Type
Casing & Coupling	Seamless	H40, J55, K55, M65, L80, C95, N80, C90, T95, P110, Q125	4-1/2-20" (114.3-508)	0.205-0.875" (5.2-22.2)	PE STC LTC BTC
Note: PE (Plain end) STC (Short Round Thread) LTC (Long Round Thread) BTC (Buttress Thread)					

Products	Pipe Type	Steel Grade	Outside Diameter in(mm)	Wall Thickness in(mm)	Thread Type
Tubing & Coupling	Seamless	J55, K55, L80, N80, C90, T95, P110	2-3/8-4-1/2" (60.33-114.3)	0.167-0.63" (4.24-16)	PE NUE EUE
Note: PE (Plain end) NUE- Non upset EUE- External upset					

Tubing Pipe

Technical Parameters of Tubing

Tubing Parameters

Outside Diameter	Wall Thickness		Weight		Type of End-Finish					
			Non-upset T&C	External upset T&C						
in (mm)	mm	in	lb/ft	lb/ft	J55	N80	L80	C90	T95	PII0
1.9 (48.26)	3.68	0.145	2.75	2.9	PNU	PNU	PNU	PNU		–
	5.08	0.2	3.65	3.73	PU	PU	PU	PU		PU
2-3/8 (60.32)	4.24	0.167	4	–	PN	PN	PN	PN		–
	4.83	0.19	4.6	4.7	PNU	PNU	PNU	PNU	PNU	PNU
	6.45	0.254	5.8	5.95	–	PNU	PNU	PNU	PNU	PNU
	8.53	0.336	7.35	7.45	PU	PU	PU	PU	PU	–
2-7/8 (73.02)	5.51	0.217	6.4	6.5	PNU	PNU	PNU	PNU	PNU	PNU
	7.01	0.276	7.8	7.9	–	PNU	PNU	PNU	PNU	PNU
	7.82	0.308	8.6	8.7	–	PNU	PNU	PNU	PNU	PNU
	8.64	0.34	9.35	9.45	–	PU	–	PU	PU	–
	11.18	0.44	11.5	–	N	PN	–	PN	PN	–
3-1/2 (88.9)	5.49	0.216	7.7	–	PN	PN	PN	PN	PN	–
	6.45	0.254	9.2	9.3	PNU	PNU	PNU	PNU	PNU	PNU
	7.34	0.289	10.2	–	PN	PN	PN	PN	PN	–
	9.52	0.375	12.7	12.95	–	PNU	PNU	PNU	PNU	PNU
4 (101.6)	5.74	0.226	9.5	–	PN	PN	PN	PN	PN	PN
	6.65	0.262	–	11	PU	PU	PU	PU	PU	PU
4-1/2 (114.3)	6.88	0.271	12.6	12.75	PNU	PNU	PNU	PNU	PNU	PNU

Casing

Technical Parameters of Seamless Casing

Seamless Casing Parameters

Outside Diameter	Wall Thickness		Nominal Weight	Type of End-Finish							
in (mm)	mm	in	lb/ft	H40	J55 K55	M65	L80 C95	N80	C90 T95	P110	Q125
4-1/2 (114.3)	5.21	0.205	9.5	PS	PS	PS	–	–	–	–	–
	5.69	0.224	10.5	–	PSB	PSB	–	–	–	–	–
	6.35	0.25	11.6	–	PSLB	PLB	PLB	PLB	PLB	PLB	–
	7.37	0.29	13.5	–	–	PLB	PLB	PLB	PLB	PLB	–
	8.56	0.337	15.1	–	–	–	–	–	–	PLB	PLB
5 (127)	5.59	0.22	11.5	–	PS	PS	–	–	–	–	–
	6.43	0.253	13	–	PSLB	PSLB	–	–	–	–	–
	7.52	0.296	15	–	PSLB	PLB	PLB	PLB	PLB	PLB	–
	9.19	0.362	18	–	–	PLB	PLB	PLB	PLB	PLB	PLB
	11.1	0.437	21.4	–	–	PLB	PLB	PLB	PLB	PLB	PLB
	12.14	0.478	23.2	–	–	–	PLB	PLB	PLB	PLB	PLB
	12.7	0.5	24.1	–	–	–	PLB	PLB	PLB	PLB	PLB
5-1/2 (139.7)	6.2	0.244	14	PS	PS	PS	–	–	–	–	–
	6.98	0.275	15.5	–	PSLB	PSLB	–	–	–	–	–
	7.72	0.304	17	–	PSLB	PLB	PLB	PLB	PLB	PLB	–
	9.17	0.361	20	–	–	PLB	PLB	PLB	PLB	PLB	–
	10.54	0.415	23	–	–	PLB	PLB	PLB	PLB	PLB	PLB
6-5/8 (168.28)	7.32	0.288	20	PS	PSLB	PSLB	–	–	–	–	–
	8.94	0.352	24	–	PSLB	PLB	PLB	PLB	PLB	PLB	–
	10.59	0.417	28	–	–	PLB	PLB	PLB	PLB	PLB	PLB
	12.06	0.475	32	–	–	–	PLB	PLB	PLB	PLB	PLB

Seamless Casing Parameters

Casing

Technical Parameters of Seamless Casing

Outside Diameter	Wall Thickness		Nominal Weight	Type of End-Finish							
in (mm)	mm	in	lb/ft	H40	J55 K55	M65	L80 C95	N80	C90 T95	P110	Q125
7 (177.8)	6.91	0.272	20	PS	PS	PS	–	–	–	–	–
	8.05	0.317	23	–	PSLB	PLB	PLB	PLB	PLB	–	–
	9.19	0.362	26	–	PSLB	PLB	PLB	PLB	PLB	PLB	–
	10.36	0.408	29	–	–	PLB	PLB	PLB	PLB	PLB	–
	11.51	0.453	32	–	–	PLB	PLB	PLB	PLB	PLB	–
	12.65	0.498	35	–	–	–	PLB	PLB	PLB	PLB	PLB
	13.72	0.54	38	–	–	–	PLB	PLB	PLB	PLB	PLB
7-5/8 (193.68)	8.33	0.328	26.4	–	PSLB	PSLB	PLB	PLB	PLB	–	–
	9.52	0.375	29.7	–	–	PLB	PLB	PLB	PLB	PLB	–
	10.92	0.43	33.7	–	–	PLB	PLB	PLB	PLB	PLB	–
	12.7	0.5	39	–	–	–	PLB	PLB	PLB	PLB	PLB
	14.27	0.562	42.8	–	–	–	PLB	PLB	PLB	PLB	PLB
	15.11	0.595	45.3	–	–	–	PLB	PLB	PLB	PLB	PLB
	15.88	0.625	47.1	–	–	–	PLB	PLB	PLB	PLB	PLB
8-5/8 (219.08)	6.71	0.264	24	–	PS	PS	–	–	–	–	–
	7.72	0.304	28	PS	–	PS	–	–	–	–	–
	8.94	0.352	32	PD	PSLB	PSLB	–	–	–	–	–
	10.16	0.4	36	–	PSLB	PSLB	PLB	PLB	PLB	PSLB	–
	11.43	0.45	40	–	–	PLB	PLB	PLB	PLB	PLB	–
	12.7	0.5	44	–	–	–	PLB	PLB	PLB	PLB	–
	14.15	0.557	49	–	–	–	PLB	PLB	PLB	–	PLB

Seamless Casing Parameters

Technical Parameters of Seamless Casing

Outside Diameter	Wall Thickness		Nominal Weight	Type of End-Finish							
in (mm)	mm	in	lb/ft	H40	J55 K55	M65	L80 C95	N80	C90 T95	P110	Q125
9-5/8 (244.48)	8.94	0.352	36	PS	PSLB	PSLB	–	–	–	–	–
	10.03	0.395	40	–	PSLB	PSLB	PLB	PLB	PLB	PLB	–
	11.05	0.435	43.5	–	–	PLB	PLB	PLB	PLB	PLB	–
	11.99	0.472	47	–	–	PLB	PLB	PLB	PLB	PLB	PLB
	13.84	0.545	53.5	–	–	–	PLB	PLB	PLB	PLB	PLB
	15.11	0.595	58.4	–	–	–	PLB	PLB	PLB	–	PLB
10-3/4 (273.05)	8.89	0.35	40.5	PS	PSB	PSB	PLB	PLB	PLB	PLB	–
	10.16	0.4	45.5	–	PSB	PSB	–	–	–	–	–
	11.43	0.45	51	–	PSB	PSB	PSB	PSB	PSB	PSB	–
	12.57	0.495	55.5	–	–	PSB	PSB	PSB	PSB	PSB	–
	13.84	0.545	60.7	–	–	–	–	–	PSB	PSB	PSB
	15.11	0.595	65.7	–	–	–	–	–	PSB	PSB	PSB
11-3/4 (298.45)	8.46	0.333	42	PS	–	–	–	–	–	–	–
	9.53	0.375	47	–	PSB	PSB	–	–	–	–	–
	11.05	0.435	54	–	PSB	PSB	–	–	–	–	–
	12.42	0.489	60	–	PSB	PSB	PSB	PSB	PSB	PSB	PSB
13-3/8 (339.7)	8.38	0.33	48	–	–	–	–	–	–	–	–
	9.65	0.38	54.5	–	PSB	PSB	–	–	PSB	PSB	–
	10.92	0.43	61	–	PSB	PSB	–	–	–	–	–
	12.19	0.48	68	–	PSB	PSB	PSB	PSB	PSB	PSB	–
	13.06	0.514	72	–	–	–	PSB	PSB	PSB	PSB	–
16 (406.4)	9.53	0.375	65	PS	–	–	–	–	–	–	–
	11.13	0.438	75	–	PSB	PSB	–	–	–	–	–
	12.75	0.495	84	–	PSB	PSB	–	–	–	–	–
18-5/8 (473.08)	11.05	0.435	87.5	PS	PSB	PSB	–	–	–	–	–
20 (508)	11.13	0.438	94	PSL	PSLB	PSLB	–	–	–	–	–
	12.7	0.5	106.5	–	PSLB	PSLB	–	–	–	–	–
	16.13	0.635	133	–	PSLB	–	–	–	–	–	–

Casing & Tubing Chemical Composition

Casing & Tubing

API 5CT
Chemical
Composition

API 5CT Chemical Composition (wt %)

Grade	Chemical Composition												
	C		Mn		Mo		Cr		Ni	Cu	P	S	Si
	Min	Max	Min	Max	Min	Max	Min	Max	Max	Max	Max	Max	Max
H40	/	/	/	/	/	/	/	/	/	/	0.030	0.030	/
J55	/	/	/	/	/	/	/	/	/	/	0.030	0.030	/
K55	/	/	/	/	/	/	/	/	/	/	0.030	0.030	/
N80-1	/	/	/	/	/	/	/	/	/	/	0.030	0.030	/
N80-Q	/	/	/	/	/	/	/	/	/	/	0.030	0.030	/
M65	/	/	/	/	/	/	/	/	/	/	0.030	0.030	/
L80-1	/	0.43	/	1.90	/	/	/	/	0.25	0.35	0.030	0.030	0.45
L80-9Cr	/	0.15	0.30	0.60	0.90	1.10	8	10	0.50	0.25	0.020	0.010	1.00
L80-13Cr	0.15	0.22	0.25	1.00	/	/	12	14	0.50	0.25	0.020	0.010	1.00
C90-1	/	0.35	/	1.20	0.25	0.85	/	1.5	0.99	/	0.020	0.010	/
C90-2	/	0.50	/	1.90	/	NL	/	NL	0.99	/	0.030	0.010	/
C95	/	0.45	/	1.90	/	/	/	/	/	/	0.030	0.030	0.45
T95-1	/	0.35	/	1.20	0.25	0.85	0.4	1.5	0.99	/	0.020	0.010	/
T95-2	/	0.50	/	1.90	/	/	/	/	0.99	/	0.030	0.010	/
P110	/	/	/	/	/	/	/	/	/	/	0.030	0.030	/
Q125-1	/	0.35	/	1.35	/	0.85	/	1.5	0.99	/	0.020	0.010	/
Q125-2	/	0.35	/	1.00	/	NL	/	NL	0.99	/	0.020	0.020	/
Q125-3	/	0.50	/	1.90	/	NL	/	NL	0.99	/	0.030	0.010	/
Q125-4	/	0.50	/	1.90	/	NL	/	NL	0.99	/	0.030	0.020	/

Casing & Tubing

API 5CT
Mechanical Properties

Casing & Tubing Mechanical Properties

API 5CT Mechanical Properties					
Grade	Mechanical Properties				
	Yield Strength		Tensile Strength	Hardness	
	Mpa		Mpa		
	Min	Max	Min	HRC	HBW
H40	276	552	414	/	/
J55	379	552	517	/	/
K55	379	552	655	/	/
N80-1	552	758	689	/	/
N80-Q	552	758	689	/	/
M65	448	586	586	22	235
L80-1	552	655	655	23	241
L80-9Cr	552	655	655	23	241
L80-13Cr	552	655	655	23	241
C90-1	621	724	689	25.4	255
C90-2	621	724	689	25.4	255
C95	655	758	724	/	/
T95-1	655	758	724	25.4	255
T95-2	655	758	724	25.4	255
P110	758	965	862	/	/
Q125-1	862	1034	931	/	/
Q125-2	862	1034	931	/	/
Q125-3	862	1034	931	/	/
Q125-4	862	1034	931	/	/

Casing & Tubing

API 5CT
Mechanical Properties

Casing & Tubing Tolerance and Lenghts

Tolerance

Item	Tolerance
Outside diameter	D＜114.3mm, ±0.79mm
Wall thickness	D≥114.3mm, -0.5～+1.0% D
Single Weight	+6.5%, -3.5%

Lengths

Lengths	Range 1	Range 2	Range 3
Tubing (m)	6.1-7.32	8.53-9.75	11.58-12.80
Casing (m)	4.88-7.62	7.62-10.36	10.36-14.63
Pup Joint (m)	0.5-6		

Drill Pipe

Standard

API 5DP and API Spec 7-1 standard

Application

For well drilling

Drill Pipe for well drilling

SIZE IN (MM)	WEIGHT DESIGNATION	WEIGHT		WALL THICKNESS		GRADE	UPSET END TYPE
		LB/FT	KG/M	IN	MM		
2 3/8" (60.3)	6.65	6.27	9.33	0.280	7.11	E,X,G,S	EU
2 7/8" (73.0)	10.40	9.72	14.47	0.362	9.19	E,X,G,S	IU or EU
3 1/2" (88.9)	9.50	8.81	13.12	0.254	6.45	E	IU or EU
3 1/2" (88.9)	13.30	12.32	18.34	0.368	9.35	E,X,G,S	IU or EU
3 1/2" (88.9)	15.50	14.64	21.79	0.449	11.40	E	IU or EU
3 1/2" (88.9)	15.50	14.64	21.79	0.449	11.40	X,G,S	EU or IEU
4" (101.6)	14.00	12.95	19.27	0.330	8.38	E,X,G,S	IU or EU
4 1/2" (114.3)	13.75	12.25	18.23	0.271	6.88	E	IU or EU
4 1/2" (114.3)	16.60	15	22.32	0.337	8.56	E,X,G,S	EU or IEU
4 1/2" (114.3)	20.00	18.71	27.84	0.430	10.92	E,X,G,S	EU or IEU
5" (127.0)	16.25	14.88	22.16	0.296	7.52	X,G,S	IU
5" (127.0)	19.50	17.95	26.70	0.362	9.19	E	IEU
5" (127.0)	19.50	17.95	26.70	0.362	9.19	X,G,S	EU or IEU
5" (127.0)	25.60	24.05	35.80	0.500	12.70	E	IEU
5" (127.0)	25.60	24.05	35.80	0.500	12.70	X,G,S	EU or IEU
5 1/2" (139.7)	21.90	19.83	29.52	0.361	9.17	E,X,G,S	IEU
5 1/2" (139.7)	24.70	22.56	33.57	0.415	10.54	E,X,G,S	IEU
6 5/8" (168.3)	25.20	22.21	33.04	0.330	8.38	E,X,G,S	IEU
6 5/8" (168.3)	27.72	24.24	36.06	0.362	9.19	E,X,G,S	IEU

There are four kinds of grades, E-75, X-95, G-105 and S-135. As X-95 type is seldom used now. G-105 and S-135 drill pipes are recommended.

Drill Pipe

Tool joint thread and tong space

THREAD	SIZE AND STYLE	WEIGHT	GRADE	PIN TONG	BOX TONG	BEVEL DIA.	TORSIONAL RATIO
NC26	2 3/8" EU	6.65	E-75	7"	8"	3 17/64"	1.1
			G-105	7"	8"	3 17/64"	0.79
NC31	2 7/8" EU	10.4	E-75	7"	9"	3 61/64"	1.03
			G-105	7"	9"	3 61/64"	0.82
			S-135	7"	9"	3 61/64"	0.82
NC38	3 1/2" EU	13.3	E-75	8"	10 1/2"	4 37/64"	0.98
			G-105	8"	10 1/2"	4 37/64"	0.96
			S-135	8"	10 1/2"	4 37/64"	0.8
		15.5	E-75	8"	10 1/2"	4 37/64"	0.97
			G-105	8"	10 1/2"	4 37/64"	0.9
NC40	3 1/2" EU	15.5	S-135	7"	10"	5 1/64"	0.87
	4" IU	14	E-75	7"	10"	5 1/64"	1.01
			G-105	7"	10"	5 1/64"	0.93
			S-135	7"	10"	5 1/64"	0.97
NC46	4" EU	14	E-75	7"	10"	5 23/32"	1.43
			G-105	7"	10"	5 23/32"	1.02
			S-135	7"	10"	5 23/32"	0.94
	4 1/2" IEU	16.6	E-75	7"	10"	5 23/32"	1.09
			G-105	7"	10"	5 23/32"	0.91
			S-135	7"	10"	5 23/32"	0.81
	4 1/2" IEU	20	E-75	7"	10"	5 23/32"	1.07
			G-105	7"	10"	5 23/32"	0.96
			S-135	7"	10"	5 23/32"	0.81

Drill Pipe Tool Joint and Tong Space

Standard

API 5DP and API Spec 7-1 standard

Application

For well drilling

Drill Pipe

Tool joint thread and tong space

THREAD	SIZE AND STYLE	WEIGHT	GRADE	PIN TONG	BOX TONG	BEVEL DIA.	TORSIONAL RATIO
NC50	4 1/2" EU	16.6	E-75	7"	10"	6 1/16"	1.23
			G-105	7"	10"	6 1/16"	0.88
			S-135	7"	10"	6 1/16"	0.81
	4 1/2" EU	20	E-75	7"	10"	6 1/16"	1.02
			G-105	7"	10"	6 1/16"	0.86
			S-135	7"	10"	6 1/16"	0.87
	5" IEU	19.5	E-75	7"	10"	6 1/16"	0.92
			G-105	7"	10"	6 1/16"	0.89
			S-135	7"	10"	6 1/16"	0.86
	5" IEU	25.6	E-75	7"	10"	6 1/16"	0.86
			G-105	7"	10"	6 1/16"	0.87
5 1/2" FH	5" IEU	19.5	E-75	8"	10"	6 23/32"	1.53
			G-105	8"	10"	6 23/32"	1.09
			S-135	8"	10"	6 23/32"	0.98
	5" IEU	25.6	E-75	8"	10"	6 23/32"	1.21
			G-105	8"	10"	6 23/32"	0.99
			S-135	8"	10"	6 23/32"	0.83
	5 1/2" IEU	21.9	E-75	8"	10"	6 23/32"	1.11
			G-105	8"	10"	6 23/32"	1.02
			S-135	8"	10"	6 23/32"	0.96
	5 1/2" IEU	24.7	E-75	8"	10"	6 23/32"	0.99
			G-105	8"	10"	6 23/32"	0.92
			S-135	8"	10"	7 3/32"	0.86
6 5/8" FH	6 5/8" IEU	25.2	E-75	8"	11"	7 45/64"	1.04
			G-105	8"	11"	7 45/64"	0.87
			S-135	8"	11"	7 45/64"	0.86
	6 5/8" IEU	27.7	E-75	8"	11"	7 45/64"	0.96
			G-105	8"	11"	7 45/64"	0.81
			S-135	8"	11"	7 45/64"	0.8

Drill Pipe Tool Joint and Tong Space

Standard

API 5DP and API Spec 7-1 standard

Application

For well drilling

WP Petroleum (Shanghai) Ltd.

Headquarters Office SHANGHAI, CHINA

Room 701- Jin Zhong Tower
680 Zhao Jia Bang Rd
SHANGHAI 200031
CHINA

Business Development Manager: Tracy SHI

tracy.shi@wppetroleum.com
sales@wppetroleum.com

Tel. : **+86** 21 64 67 33 11
Fax : **+86** 21 64 37 11 21